


# Tips for Shift Supervisors on blast-out problems

Test pump pressure.  
12-15 MPa (Jackpots) or  
25-30 MPa (Hydrabolts)  
Is pressure correct?



YES

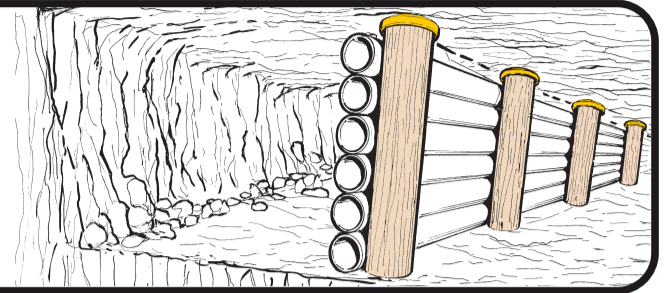
NO

See pump checklist

Are blasting barricades installed on  
last row of sticks?

NO


Install blasting  
barricades  
correctly



Are sticks cut to correct length  
and hammered into place?

NO


Coach Timber to cut  
sticks to correct  
length (should need  
to hammer them in)



Are sticks installed at 90° to dip?

NO

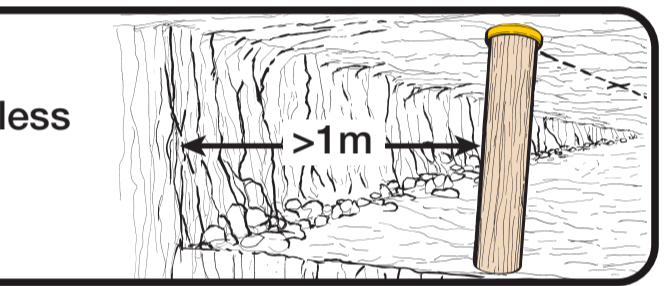
Coach Timber to use  
a hammer to check  
sticks are at 90°



Are sticks less than  
1 m from face?

NO

Do not install sticks less  
than 1 m from face



Are Jackpots over inflated?

NO

Coach Timber to cut  
sticks to correct length  
(should need to hammer  
them in)



Are shotholes drilled at 70 to 90°?

NO

Coach RDO to drill correctly

Are shotholes over charged?

NO

Coach Cheesa to charge up correctly

Are sticks installed on clean footwall?

NO


Coach Timber to ensure  
footwall is clean before  
installation



Were the Jackpots  
re-pumped before the blast?

NO

Coach Timber to  
re-pump the  
Jackpots before  
leaving



## Sticks pulled out by scraper:

- Check rig holes are drilled correctly so scraper will not be pulled towards sticks.
- Check sticks are properly installed as above.
- Check sticks not less than 1.8 m apart across scraper path.
- Check blasting barricades installed correctly.
- Check sticks are installed along a straight paint line.

## New Concept Mining

New Concept Mining (Pty) Ltd  
PO Box 125000, Alrode 1451  
109 Adcock Ingram Avenue, Aeroton, South Africa  
Fax 011 494 1060  
Tel 011 494 6000  
enquiries@ncm.co.za  
www.ncm.co.za

